



THE *"fall in love with your home"* PROJECT PLANNING GUIDE



WHO WE ARE

AFFORDABLE REMODELING SOLUTIONS

We have been the Triangle's trusted kitchen and bath remodeler, delivering quality craftsmanship and exceptional service, for over 10 years. With our clean and easy approach to home remodeling, Raleigh area homeowners can enjoy a beautiful new space without the hassle.

Your project is important to you, so it's important to us. We make customer service a priority and take great care to protect your home during the process.

With clear communication, transparent pricing, and a commitment to meeting deadlines, we strive to make the experience as stress-free as possible. We are glad you are here and look forward to getting started on your project.

THE REMODELING GUIDE

Thank you for requesting a copy of the "*Fall In Love With Your Home*" Project Planning guide. We have developed this guide as a reference and organizational tool for your upcoming renovation project. Before our demo crew can get started there are many decisions to be made and materials to acquire.

Inside this guide you will find handy materials checklists, a timeline, and contact info for our preferred vendors.

It may seem overwhelming at first, but hopefully this guide will help with each aspect. Once your checklist items are complete we will be ready to get you on our schedule.

"fall in love with your home"



WHAT IS YOUR PURPOSE?

UPDATE THE LOOK

Have you been looking at pictures of new kitchens or bathrooms and imagining them in your own house? Updating the look of your home to reflect the current design trends is a great reason for a remodeling project. New tile, taller cabinets, granite or quartz countertops, and brighter lighting options will bring your home up to date.

NEW FUNCTIONAL LAYOUT

Ahh... the open concept. It is one of the most popular requests that we incorporate into our projects. Removing walls and opening up door spaces is a great way to create the illusion of a larger space and add more light. Maybe you would like a larger shower or a stylish free-standing tub. We can make your vision come to life.

INCREASE MARKET VALUE

It is no surprise that today's real estate market is booming... especially in the Triangle area. At some point you may want to sell and keeping your home up-to-date will not only increase it's value but will also help you stand out from the rest of the competition.

THE FACELIFT

The facelift is a great tool to use when you are ready to sell your home. You may not want to invest in a complete kitchen remodel but you can update the counters, tile backsplash and lighting and make a huge impact for your real estate listing. Changing a few key features will help your home feel fresher and grab attention in this hot market.

"fall in love with your home"



PROJECT TIMELINE

"Call in love with your home"

LET'S TALK SCHEDULING

You've made the decision to move forward and have hired us for your project. Great! We are excited to get started and transform your space. But first there are quite a few tasks that need to happen before demo day.

MATERIALS SELECTIONS

The finish materials (tile, counter top stone, paint color, lights, cabinets, cabinet hardware, sinks, faucets, etc) are what makes your vision come to life. The selection and acquirement is one of the most important first steps. It is imperative that finish materials are ONSITE BY the project start so that missing, damaged or backorder items don't cause delays. On the following pages you will find our preferred vendors list and a comprehensive list of materials needed for a kitchen or bathroom remodel.

TIMELINE OUTLINE

As soon as we have a start date we try to schedule each piece to get a projected completion date. Please note that most projects will be 8-12 weeks in length on average. Although rare, delays in materials and changes/additions to the scope of work will cause delays in the schedule and subsequent finish date.

PRO TIP

Help your contractor. Be respectful of the determined timeline by providing answers on time and making quick, informed decisions. Having your materials onsite and finish decisions made by the start date is imperative for a smooth production. Doing this will save you money and keep a good working relationship.

BASIC OUTLINE

The following is a basic project outline.

- DEMO
- FRAMING
- PLUMBING ROUGH IN
- ELECTRICAL ROUGH IN
- HVAC ROUGH IN
- DRYWALL HANGING/REPAIR
- PRIME/PAINT 1ST COAT
- TILE INSTALL
- VANITY OR CABINETS/BASEBOARD/SHOE MOLDING INSTALL
- COUNTER TOP TEMPLATE & INSTALL
- PLUMBING TRIM OUT
- ELECTRICAL TRIM OUT
- HVAC TRIM OUT
- FINAL PAINT
- ACCESSORIES INSTALLATION & PUNCH WORK



WANTS AND NEEDS

IDENTIFY YOUR BUDGET

Every project is unique and so is the investment. As the financier you need to decide how much to spend overall. Here are some factors that can vary and change the price of your remodel. Keep in mind that changes during the project add to the timeline and are more costly. Sometimes new ideas are absolutely worth the additional time and cost. It is best to be realistic about change order costs and time extensions.

On our initial visit, we will meet with you to discuss your wants and ideas. We will take measurements, extend professional advice, and make suggestions for you to consider. Think about all of your wants at this stage. Go for the Porche and then let's work together to produce as many wish list items as you can afford.

After the visit, we will prepare a written estimate that is in line item format so that you can immediately see how the costs of the project are calculated.

CONTRACT

Once the scope of work has been finalized we will submit a written contract outlining the work and payment schedule.

ITEMS THAT CAN AFFECT THE COST

These are a just a few to think about.

- UNEXPECTED STRUCTURAL ISSUES
- MATERIAL SELECTIONS
- CHEF GRADE APPLIANCES
- CHANGE ORDERS
- ELECTRICAL CHANGES & ADDITIONS
- PLUMBING CHANGES

PRO TIP

Remember to give yourself a little cushion for selection costs. A good rule of thumb is adding 10% to your budget figure to come up with your limit.

"fall in love with your home"

NOTES



OUR PREFERRED VENDORS

WHY USE OUR VENDORS?

We have helped many Triangle homeowners over the past 10 years and developed great working relationships with several key partners in the area. Our vendors know us by name, work directly with us, and we trust them to take care of you. They will truly be an asset when it comes to helping you pull "your look" together, make decisions, and get the materials you need as quickly as possible.

***Receive our contractor discount on purchases with this vendor**

Granite/Quartz Counters

[Francini Inc. Marble & Granite](#)

325 Spectrum Dr #120, Knightdale, NC
(919) 231-0000
Schedule Appt: Jahaira King

*Tile

[Mosaic Home Interiors](#)

2641 Noblin Rd, Raleigh, NC
(540) 402-6793 Design Center Coordinator
Request An Appt With: Kareem Beaver

Cabinet Style Selection

[Blue Valley Cabinets](#) or [JK Cabinetry Raleigh](#)

Blue Valley: 365 Spectrum Dr, Suite 110, Knightdale, NC
(919) 897-5666

JK Cabinetry: 3071 Business Park Dr, Raleigh, NC
(919) 872-3830

Visit Showroom For Cabinet Style/Color Selection

*Plumbing Items

[H2O Kitchen & Bath Showroom](#)

3400 Yonkers Rd, Raleigh, NC
(919) 977-5494
Schedule Appt: Patti Imler

Accessory Items


[Houzz](#)

[Wayfair](#)

[Build.com](#)

Home Depot

Towel Bars, shelving, cabinet hardware, lighting, mirrors, etc



"Fall in love with your home"


OUR CABINET STYLES

DOOR STYLE SELECTION

Choosing the right cabinet style for your remodeling project is a crucial decision that can significantly impact the overall look and feel of your space and our wide variety will fit the needs of all homes. The cabinets we offer come in standard sizes with 3" increments to ensure they are semi-customizable. We also provide heavy-duty, under-mounted, soft-close doors & drawer glides, dovetail drawer boxes, and hidden hinges.

*Colors of cabinets shown on screen may differ from actual product due to variations in screen settings and lighting.

J&K Cabinets



Blue Valley Cabinets



YOUR NEW KITCHEN

"Call in love with your home"

MATERIALS YOU ARE PROVIDING CHECKLIST

We are getting close to starting your project but before we can schedule a firm start date all finish selections you are providing should be onsite. Please allow 1-2 months to make decisions, place orders and receive orders according to the start date we have targeted. There are many decisions to be made when designing your dream space.

On this page you will find a consolidated materials list of items that you will provide for the project. Use this as a reference to help you organize your selections. Don't get overwhelmed, just check off the list as you go or eliminate items that do not pertain to your project.

Please refer to our Preferred Vendors page for specific items and remember to make appointments to meet with them.

If you order any items online, please provide us with a weblink for the item(s) so that we have a record for our files. A weblink will also provide us with specs needed for cabinet, plumbing and electrical layouts and installations.

PRO TIP

ALWAYS open your items when you receive them to check for missing pieces/parts and/or damages.

MATERIALS LIST

° Counter top material (Francini Marble & Stone)

- Please visit our vendor for selection
- Get sample of your selection and take to tile vendor for matching
- We will schedule templating/delivery to site

° Tile Backsplash (Mosaic Tile)

- Tile & Grout

° Plumbing Items (H2O) (We will schedule delivery to site)

- Sink (Undermount or Farm (Apron))
- Faucet
- Garbage Disposal
- AirSwitch

° Kitchen Cabinet Selection (Blue Valley Cabinets Raleigh)

- Visit showroom or online for door color/design
- We will order/deliver cabinets

° Kitchen Cabinet Hardware

- Knobs/Pulls for doors and drawers (purchase extra)

° Lighting (any finish lights you want in space)

- Pendant Lights
- Flush mount Ceiling Lights
- Chandelier
- LED Can Lights (WE WILL PROVIDE)
- Under Cabinet Lights (WE WILL PROVIDE)

° Paint Color

- We will supply paint but need brand name and swatch color code (EX: Sherwin Williams 6204 Sea Salt)

° Flooring

- Hardwoods
- LVP

° Appliances

- Dishwasher
- Stove (electric or gas?)
- Refrigerator
- Microwave
- Range Hood

NOTES



YOUR NEW BATHROOM

"Call in love with your home"

MATERIALS YOU ARE PROVIDING CHECKLIST

We are getting close to starting your project but before we can schedule a firm start date all finish selections you are providing should be onsite. Please allow 1-2 months to make decisions, place orders and receive orders according to the start date we have targeted. There are many decisions to be made when designing your dream space.

On this page you will find a consolidated materials list of items that you will provide for the project. Use this as a reference to help you organize your selections. Don't get overwhelmed, just check off the list as you go or eliminate items that do not pertain to your project.

Please refer to our Preferred Vendors page for specific items and remember to make appointments to meet with them.

If you order any items online, please provide us with a weblink for the item(s) so that we have a record for our files. A weblink will also provide us with specs needed for cabinet, plumbing and electrical layouts and installations.

PRO TIP

ALWAYS open your items when you receive them to check for missing pieces/parts and/or damages.

MATERIALS LIST

° Counter top material (Francini Marble & Stone)

- Please visit our vendor for selection
- Get sample of your selection and take to tile vendor for matching
- We will schedule templating/delivery to site

° Tile (Mosaic Tile)

- Tile/Grout/Niche Form/Shelf
- Shower Walls & Floor
- Shower Niche Accent
- Tile Accent Band
- Bathroom Floor (Tile or LVP)

° Plumbing Items (H2O) (We will schedule delivery to site)

- Sink Faucet(s)
- Shower Fixtures & Controls
- Toilet
- Shower Grab Bars

° Vanity Cabinet Selection

- J&K Cabinetry. Visit showroom or online for door color/design. We will order/deliver cabinets if using J&K.
- Order from an online vendor (Ex: Wayfair)

° Vanity Cabinet Knobs/Pulls

° Lighting (any finish lights you want in space)

- Vanity Lights
- Flush mount Ceiling Lights
- Chandelier
- LED Can Lights (WE WILL PROVIDE)

° Paint Color

- We will supply paint but need brand name and swatch color code. (EX: Sherwin Williams 6204 Sea Salt)

° Appliances

- Bath Fan (WE WILL PROVIDE)
- Regular Bath Fan
- Fan/Light Combo

° Vanity Sink Selection (Select shape)

- Rectangle
- Oval

° Accessories

- Towel Bars, TP, Hooks, etc
- Mirror(s)

NOTES




NOTES

"fall in love with your home"



DRAWINGS

"Fall in love with your home"



READY. SET. GO!

ARE YOU READY?

With this guide in hand you have the tool to help you get started with the remodeling process. We, at Affordable Remodeling, know that it is a big investment, but rest assured we will be with you every step of the way.

Ready for a consult? We are just a phone call away.

Schedule an appointment today. We look forward to meeting and working with you.

Call **Jonathan Doering 919.607.5467** or visit us online at **affordableremodelingsolutions.com**



"fall in love with your home"



let's get started.



919.607.5467 | affordableremodelingsolutions.com